


PKA-RP Heat Pump

R407c Wall Mounted System

New Models

- > Adjustable louvres for uniform air distribution
- > Internal pipe connection to wall mounted unit for easy and neat installation



Technical Information >>

PKA-RP - INDOOR UNITS

MODEL REFERENCE		PKA-RP35GAL	PKA-RP50GAL	PKA-RP60FAL	PKA-RP71FAL	PKA-RP100FAL
CAPACITY (kW)	Heating (nominal)	4.95	6.2	7.35	9.4	10.8
	Cooling (nominal)	4.45	5.35	6.45	7.85	9.4
	Heating (UK)	4.2	5.25	6.25	8.0	9.2
	Cooling (UK)	4.0	4.8	5.8	7.05	8.45
SHF (nominal)		0.77	0.70	0.80	0.74	0.76
AIRFLOW (m3/min)	Lo-Mi1-Mi2-Hi	9-10-11-12	9-10-11-12	15-20	15-20	22-28
PIPE SIZE mm(in)	Gas	15.88 (5/8")	15.88 (5/8")	15.88 (5/8")	15.88 (5/8")	19.05 (3/4")
	Liquid	9.52 (3/8")	9.52 (3/8")	9.52 (3/8")	9.52 (3/8")	9.52 (3/8")
NOISE (dBA)	Lo-Mi1-Mi2-Hi	36-38-41-43	36-38-41-43	39-45	39-45	41-46
DIMENSIONS (mm)	Width	990	990	1400	1400	1680
	Depth	235	235	235	235	235
	Height	340	340	340	340	340
WEIGHT (kg)		16	16	24	24	28
ELECTRICAL SUPPLY		Fed by Outdoor Unit	Fed by Outdoor Unit	Fed by Outdoor Unit	Fed by Outdoor Unit	Fed by Outdoor Unit
PHASE		Single	Single	Single	Single	Single
FUSE RATING (BS88) – HRC (A)		6	6	6	6	6
INTERCONNECTING CABLE No. CORES		4	4	4	4	4

PUH-P - OUTDOOR UNITS

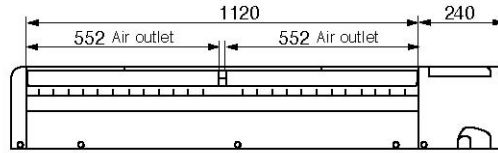
MODEL REFERENCE		PUH-P35VGAA	PUH-P50VGAA	PUH-P60VGAA	PUH-P71VGAA/YGAA	PUH-P100VGAA /YGAA
NOISE (dBA)	Heating/Cooling	49 / 47	49 / 48	50 / 48	51 / 49	53 / 51
WEIGHT (kg)		54	74	79	79	97
DIMENSIONS (mm)	Width	900	900	900	900	900
	Depth	330 + 20	330 + 20	330 + 20	330 + 20	330 + 20
	Height	650	855	855	855	1260
ELECTRICAL SUPPLY		220-240v, 50Hz	220-240v, 50Hz	220-240v, 50Hz	220-240v, 50Hz / 380-415v, 50Hz	220-240v, 50Hz / 380-415v, 50Hz
PHASE		Single	Single	Single	Single / 3	Single / 3
SYSTEM POWER INPUT (kW)	Heating/Cooling (nominal)	1.79 / 1.70	2.34 / 2.33	2.63 / 2.65	3.61 / 3.43	3.77 / 3.59
	Heating/Cooling (UK)	1.59 / 1.45	2.08 / 1.98	2.34 / 2.25	3.21 / 2.92	3.36 / 3.05
STARTING CURRENT (A)		36	62	77	93 / 47	99 / 49
SYSTEM RUNNING CURRENT (A) Heating/Cooling		7.92 / 7.69	10.9 / 10.59	11.94 / 12.33	16.19/15.24 / 6.06/5.72	17.11/16.23 / 6.38/6.07
FUSE RATING (BS88) – HRC (A)		16	16	25	32 / 16	32 / 20
MAINS CABLE No. Cores		3	3	3	3 / 5	3 / 5
MAX PIPE LENGTH (m)		40	40	50	50	50
MAX HEIGHT DIFFERENCE (m)		40	40	50	50	50
CHARGE R407c (kg)		2.5	2.6	3.1	3.3	4.0

Notes: All units are charged to 20m (35-60) and 30m (71-100) pipe length.

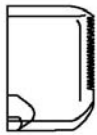
INDOOR UNIT PKA-RP60-71FAL

For PKA-RP35-50GAL schematics please see page 53

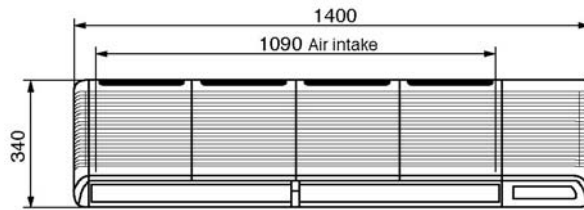
Lower Side View >



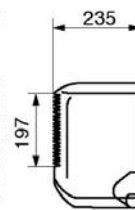
Left Side View >



Front View >

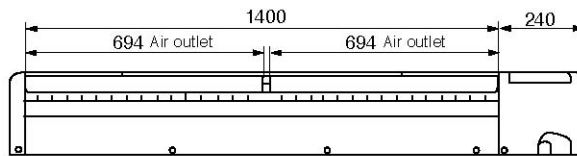


< Right Side View

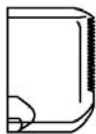


INDOOR UNIT PKA-RP100FAL

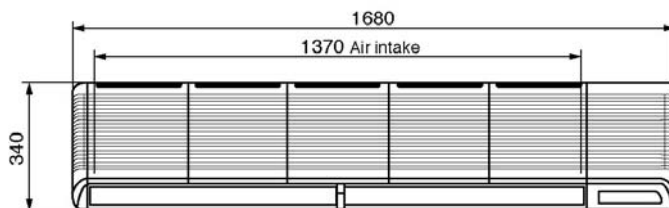
Lower Side View >



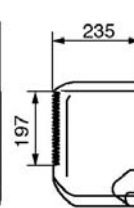
Left Side View >



Front View >



< Right Side View



This pdf has been downloaded from the website of :

“Supplying and installing the latest in air conditioning technology”

° Celsius
air conditioning

Celsius Air Conditioning Ltd, 1 Well Street, Heywood, Greater Manchester OL10 1NT

 01706 367 500  07000 CELSIUS  01706 367 355  sales@celsiusair.co.uk  www.celsiusair.co.uk

www.celsiusair.co.uk