

# PCA-RP Power Inverter Heat Pump

## R410A Ceiling Suspended System

New Series

- > Split system comprising of ceiling suspended indoor unit, outdoor unit and wall mounted control panel
- > Indoor unit designed for direct ceiling suspension
- > Flush to wall installation for concealment of service connections
- > Electronic control includes learning defrost, fault finding diagnostics, low ambient fan speed control and anti-phase/ single phase protection



Technical Information >>

### PCA-RP - INDOOR UNITS

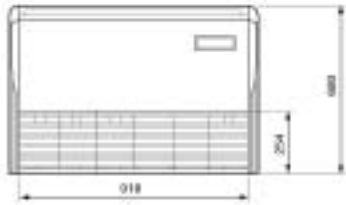
MODEL REFERENCE		PCA-RP2GA	PCA-RP2.5GA	PCA-RP3GA	PCA-RP4GA	PCA-RP5GA	PCA-RP6GA
CAPACITY (kW)	Heating (nominal)	5.5 (2.5-6.6)	7.0 (2.8-8.2)	8.0 (3.5-10.2)	11.2 (4.5-14.0)	14.0 (5.0-16.0)	16.0 (5.0-18.0)
	Cooling (nominal)	4.7 (2.3-5.4)	6.0 (2.7-6.7)	7.1 (3.3-8.1)	10.0 (4.9-11.4)	12.5 (5.5-14.0)	14.0 (5.5-15.3)
	Heating (UK)	4.7 (2.15-5.6)	5.95 (2.4-6.95)	6.8 (3.0-8.65)	9.5 (3.85-11.9)	11.9 (4.25-13.6)	13.6 (4.25-15.3)
	Cooling (UK)	4.25 (2.05-4.85)	5.4 (2.45-6.05)	6.4 (2.95-7.3)	9.0 (4.4-10.25)	11.25 (4.95-12.6)	12.6 (4.95-13.75)
SHF (nominal)		0.76	0.81	0.74	0.75	0.77	0.74
COP / EER (nominal)		3.22 / 2.81	3.45 / 3.68	3.29 / 3.31	3.44 / 3.42	3.23 / 3.21	3.48 / 2.82
ENERGY LABEL	Heating/Cooling	C / C	B / A	C / A	B / A	C / A	B / C
AIRFLOW (m3/min)	Lo-Mi1-Mi2-Hi	10-11-12-13	14-15-16-18	14-15-16-18	20-21-23-25	27-30-32-34	27-30-32-34
PIPE SIZE mm(in)	Gas	12.7 (1/2")	15.88 (5/8")	15.88 (5/8")	15.88 (5/8")	15.88 (5/8")	15.88 (5/8")
	Liquid	6.35 (1/4")	9.52 (3/8")	9.52 (3/8")	9.52 (3/8")	9.52 (3/8")	9.52 (3/8")
NOISE (dBA)	Lo-Mi1-Mi2-Hi	37-38-40-42	37-39-41-43	37-39-41-43	40-41-43-45	41-43-45-46	42-44-46-48
DIMENSIONS (mm)	Width	1000	1310	1310	1310	1620	1620
	Depth	680	680	680	680	680	680
	Height	210	210	210	270	270	270
WEIGHT (kg)		27	34	34	37	43	45
ELECTRICAL SUPPLY		Fed by Outdoor Unit	Fed by Outdoor Unit	Fed by Outdoor Unit	Fed by Outdoor Unit	Fed by Outdoor Unit	Fed by Outdoor Unit
PHASE		Single	Single	Single	Single	Single	Single
FUSE RATING (BS88) – HRC (A)		6	6	6	6	6	6
INTERCONNECTING CABLE No. CORES		4	4	4	4	4	4

### PUHZ-RP - OUTDOOR UNITS

MODEL REFERENCE		PUHZ-RP2VHA	PUHZ-RP2.5VHA	PUHZ-RP3VHA	PUHZ-RP4VHA	PUHZ-RP5VHA	PUHZ-RP6VHA
NOISE (dBA)	Heating/Cooling	46 / 44	48 / 47	48 / 47	51 / 49	52 / 50	52 / 50
WEIGHT (kg)		45	75	75	121	121	121
DIMENSIONS (mm)	Width	800	950	950	950	950	950
	Depth	330 + 23	330 + 30	330 + 30	330 + 30	330 + 30	330 + 30
	Height	600	943	943	1350	1350	1350
ELECTRICAL SUPPLY		220-240v, 50Hz	220-240v, 50Hz	220-240v, 50Hz	220-240v, 50Hz	220-240v, 50Hz	220-240v, 50Hz
PHASE		Single	Single	Single	Single	Single	Single
SYSTEM POWER INPUT (kW)	Heating/Cooling (nominal)	1.71 / 1.67	2.03 / 1.63	2.43 / 2.14	3.26 / 2.92	4.34 / 3.89	4.60 / 4.96
	Heating/Cooling (UK)	1.52 / 1.42	1.81 / 1.39	2.16 / 1.82	2.90 / 2.48	3.86 / 3.31	4.09 / 4.22
STARTING CURRENT (A)		5	5	5	5	5	5
SYSTEM RUNNING CURRENT (A) Heating/Cooling		6.88 / 6.57	8.03 / 7.14	10.27 / 8.57	14.63 / 13.02	18.51 / 16.81	21.38 / 21.74
FUSE RATING (BS88) – HRC (A)		16	25	25	32	32	40
MAINS CABLE No. Cores		3	3	3	3	3	3
MAX PIPE LENGTH (m)		50	50	50	75	75	75
MAX HEIGHT DIFFERENCE (m)		30	30	30	30	30	30
CHARGE R410A (kg) - 30m		2.5	3.5	3.5	5.0	5.0	5.0

### INDOOR UNIT PCA-RP2GA

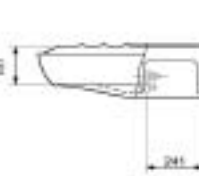
Lower View >



Front View >




Side View >




### INDOOR UNIT PCA-RP2.5-3GA

Lower View >



Front View >

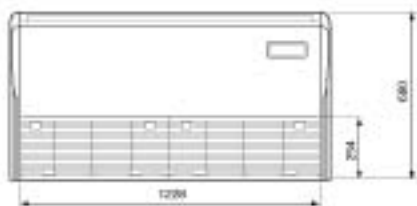


Side View >



### INDOOR UNIT PCA-RP4GA

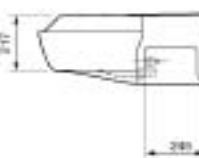
Lower View >



Front View >




Side View >



### INDOOR UNIT PCA-RP5-6GA

Lower View >



Front View >



Side View >



**This pdf has been downloaded from the website of :**

“Supplying and installing the latest in air conditioning technology”

**° Celsius**  
**air conditioning**

Celsius Air Conditioning Ltd, I Well Street, Heywood, Greater Manchester OL10 INT

 01706 367 500  07000 CELSIUS  01706 367 355  sales@celsiusair.co.uk  www.celsiusair.co.uk

**www.celsiusair.co.uk**