

PEH-P-MYA Heat Pump

New Models

R407c Large Capacity Ceiling Concealed Ducted System

- > Twin, triple or quadruple configurations on one outdoor unit, utilising Mr Slim indoor units
- > Static pressure of up to 150Pa
- > Factory charged with up to 6.5kg of refrigerant



Technical Information >>

PEH-P-MYA - INDOOR UNITS


| MODEL REFERENCE | | PEH-P8MYA | PEH-P10MYA | PEH-P16MYA | PEH-P20MYA |
|-------------------------------------|-------------------|----------------|----------------|----------------|----------------|
| CAPACITY (kW) | Heating (nominal) | 23.7 | 30.5 | 47.4 | 61.0 |
| | Cooling (nominal) | 20.9 | 26.0 | 41.8 | 52.0 |
| | Heating (UK) | 20.15 | 25.95 | 40.3 | 51.85 |
| | Cooling (UK) | 18.8 | 23.4 | 37.6 | 46.8 |
| SHF (nominal) | | 0.73 | 0.78 | 0.81 | 0.73 |
| AIRFLOW (m3/min) | | 60 | 80 | 140 | 170 |
| PIPE SIZE mm(in) | Gas | 28.58 (1 1/8") | 28.58 (1 1/8") | 28.58 (1 1/8") | 28.58 (1 1/8") |
| | Liquid | 12.7 (1/2") | 12.7 (1/2") | 12.7 (1/2") | 12.7 (1/2") |
| EXTERNAL STATIC PRESSURE (Pa) Lo-Hi | | 50-150 | 50-150 | 150 | 150 |
| NOISE (dBA) | | 49 | 53 | 55 | 60 |
| DIMENSIONS (mm) | Width | 1380 | 1580 | 1690 | 1993 |
| | Depth | 650 | 650 | 865 | 865 |
| | Height | 428 | 428 | 706 | 706 |
| WEIGHT (kg) | | 70 | 80 | 180 | 212 |
| ELECTRICAL SUPPLY | | 380-415v, 50Hz | 380-415v, 50Hz | 380-415v, 50Hz | 380-415v, 50Hz |
| PHASE | | 3 | 3 | 3 | 3 |
| POWER INPUT (kW) | (nominal) | 0.65 | 0.94 | 2.3 | 2.5 |
| | (UK) | 0.58 | 0.84 | 2.05 | 2.23 |
| STARTING CURRENT (A) | | 5 | 9 | 10 | 18 |
| RUNNING CURRENT (A) | | 1.12 | 1.64 | 4.1 | 4.7 |
| FUSE RATING - HRC (A) | | 6 | 6 | 10 | 10 |
| MAINS CABLE No. Cores | | 5 | 5 | 5 | 5 |
| INTERCONNECTING CABLE No. CORES | | 3 | 3 | 3 | 3 |

PUH-P-MYA - OUTDOOR UNITS

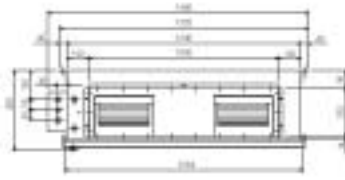
| MODEL REFERENCE | | PUH-P8MYA | PUH-P10MYA | 2 x PUH-P8MYA | 2 x PUH-P10MYA |
|-------------------------------------|---------------------------|----------------|----------------|----------------|----------------|
| NOISE (dBA) | | 56 | 57 | 56 | 57 |
| WEIGHT (kg) | | 215 | 220 | 215 | 220 |
| DIMENSIONS (mm) | Width | 990 | 990 | 990 | 990 |
| | Depth | 840 | 840 | 840 | 840 |
| | Height | 1715 | 1715 | 1715 | 1715 |
| ELECTRICAL SUPPLY | | 380-415v, 50Hz | 330-415v, 50Hz | 380-415v, 50Hz | 330-415v, 50Hz |
| PHASE | | 3 | 3 | 3 | 3 |
| POWER INPUT (kW) | Heating/Cooling (nominal) | 7.17 / 7.27 | 8.62 / 9.02 | 7.17 / 7.27 | 8.62 / 9.02 |
| | Heating/Cooling (UK) | 6.38 / 6.18 | 7.67 / 7.67 | 6.38 / 6.18 | 7.67 / 7.67 |
| STARTING CURRENT (A) | | 109 | 131 | 109 | 131 |
| RUNNING CURRENT (A) Heating/Cooling | | 12.8 / 13.0 | 15.4 / 16.0 | 12.8 / 13.0 | 15.4 / 16.0 |
| FUSE RATING - HRC (A) | | 32 | 40 | 32 | 40 |
| MAINS CABLE No. Cores | | 5 | 5 | 5 | 5 |
| MAX PIPE LENGTH (m) | | 50 | 50 | 50 | 50 |
| MAX HEIGHT DIFFERENCE (m) | | 40 | 40 | 40 | 40 |
| CHARGE R407c (kg) | | 6.0 | 6.5 | 6.0 | 6.5 |

INDOOR UNIT PEH-P8MYA

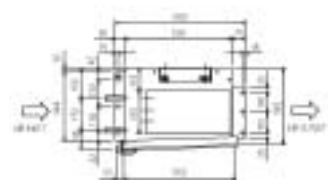
Upper View >



Front View >




Side View >

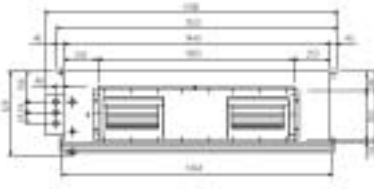


INDOOR UNIT PEH-P10MYA

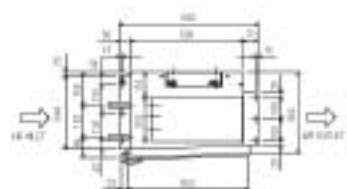
Upper View >



Front View >

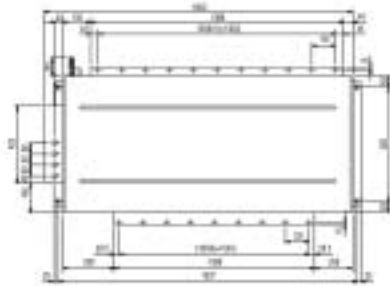


Side View >

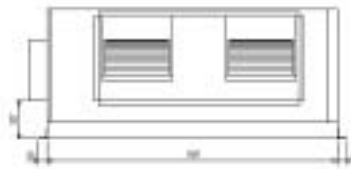


INDOOR UNIT PEH-P16MYA

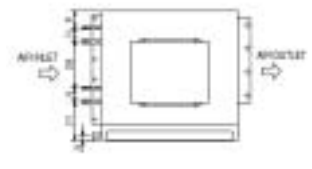
Upper View >



Front View >

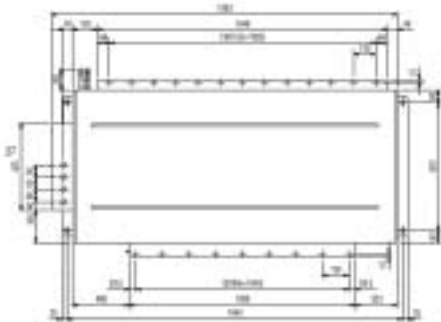


Side View >

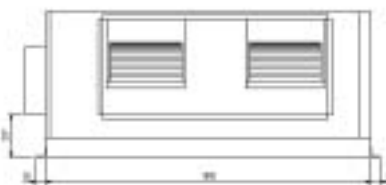


INDOOR UNIT PEH-P20MYA

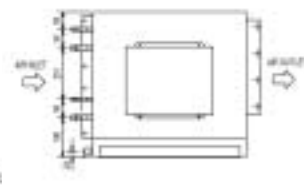
Upper View >



Front View >



Side View >



This pdf has been downloaded from the website of :

“Supplying and installing the latest in air conditioning technology”

° Celsius
air conditioning

Celsius Air Conditioning Ltd, 1 Well Street, Heywood, Greater Manchester OL10 1NT

 01706 367 500  07000 CELSIUS  01706 367 355  sales@celsiusair.co.uk  www.celsiusair.co.uk

www.celsiusair.co.uk