

PKA-RP Power Inverter Heat Pump

New Series

R410A Wall Mounted System

- > Adjustable louvres for uniform air distribution
- > Internal pipe connection to wall mounted unit for easy and neat installation



Technical Information >>

PKA-RP - INDOOR UNITS

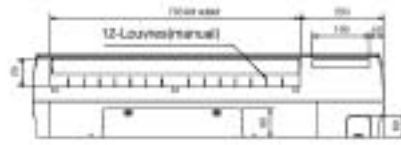
MODEL REFERENCE		PKA-RP1.6GAL	PKA-RP2GAL	PKA-RP2.5FAL	PKA-RP3FAL	PKA-RP4FAL
CAPACITY (kW)	Heating (nominal)	4.1 (1.6-5.2)	4.5 (2.5-6.2)	7.0 (2.8-8.2)	8.0 (3.5-10.2)	11.2 (4.5-14.0)
	Cooling (nominal)	3.6 (1.6-4.5)	4.6 (2.3-5.4)	6.0 (2.7-6.7)	7.1 (3.3-8.1)	10.0 (4.9-11.4)
	Heating (UK)	3.5 (1.35-4.4)	3.85 (2.15-5.25)	5.95 (2.4-6.95)	6.8 (3.0-8.65)	9.5 (3.85-11.9)
	Cooling (UK)	3.25 (1.45-4.05)	4.15 (2.05-4.85)	5.4 (2.45-6.05)	6.4 (2.95-7.3)	9.0 (4.4-10.25)
SHF (nominal)		0.84	0.74	0.83	0.77	0.71
COP / EER (nominal)		3.23 / 3.50	3.21 / 2.82	3.48 / 3.87	3.33 / 3.59	3.45 / 3.41
ENERGY LABEL	Heating/Cooling	C / A	C / C	B / A	B / A	B / A
AIRFLOW (m3/min)	Lo-Mi1-Mi2-Hi	9-10-11-12	9-10-11-12	15-20	15-20	22-28
PIPE SIZE mm(in)	Gas	12.7 (1/2")	12.7 (1/2")	15.88 (5/8")	15.88 (5/8")	15.88 (5/8")
	Liquid	6.35 (1/4")	6.35 (1/4")	9.52 (3/8")	9.52 (3/8")	9.52 (3/8")
NOISE (dBA)	Lo-Mi1-Mi2-Hi	36-38-41-43	36-38-41-43	39-45	39-45	41-46
DIMENSIONS (mm)	Width	990	990	1400	1400	1680
	Depth	235	235	235	235	235
	Height	340	340	340	340	340
WEIGHT (kg)		16	16	24	24	28
ELECTRICAL SUPPLY		Fed by Outdoor Unit	Fed by Outdoor Unit	Fed by Outdoor Unit	Fed by Outdoor Unit	Fed by Outdoor Unit
PHASE		Single	Single	Single	Single	Single
FUSE RATING (BS88) – HRC (A)		6	6	6	6	6
INTERCONNECTING CABLE No. CORES		4	4	4	4	4

PUHZ-RP - OUTDOOR UNITS

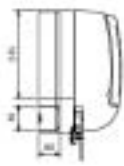
MODEL REFERENCE		PUHZ-RP1.6VHA	PUHZ-RP2VHA	PUHZ-RP2.5VHA	PUHZ-RP3VHA	PUHZ-RP4VHA
NOISE (dBA)	Heating/Cooling	46 / 44	46 / 44	48 / 47	48 / 47	51 / 49
WEIGHT (kg)		45	45	75	75	121
DIMENSIONS (mm)	Width	800	800	950	950	950
	Depth	330 + 23	330 + 23	330 + 30	330 + 30	330 + 30
	Height	600	600	943	943	1350
ELECTRICAL SUPPLY		220-240v, 50Hz	220-240v, 50Hz	220-240v, 50Hz	220-240v, 50Hz	220-240v, 50Hz
PHASE		Single	Single	Single	Single	Single
SYSTEM POWER INPUT (kW)	Heating/Cooling (nominal)	1.27 / 1.03	1.40 / 1.63	2.01 / 1.55	2.40 / 1.98	3.25 / 2.93
	Heating/Cooling (UK)	1.13 / 0.86	1.25 / 1.39	1.79 / 1.32	2.14 / 1.68	2.89 / 2.49
STARTING CURRENT (A)		5	5	5	5	5
SYSTEM RUNNING CURRENT (A) Heating/Cooling		4.56 / 4.34	6.8 / 6.49	7.93 / 7.04	10.17 / 8.47	14.46 / 12.85
FUSE RATING (BS88) – HRC (A)		16	16	25	25	32
MAINS CABLE No. Cores		3	3	3	3	3
MAX PIPE LENGTH (m)		50	50	50	50	75
MAX HEIGHT DIFFERENCE (m)		30	30	30	30	30
CHARGE R410A (kg) - 30m		2.5	2.5	3.5	3.5	5.0

INDOOR UNIT PKA-RP1.6-2GAL

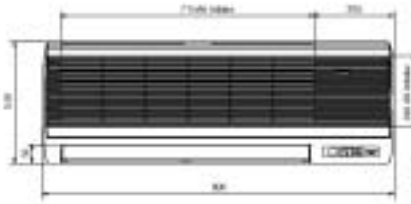
Lower Side View >



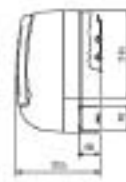
Left Side View >



Front View >

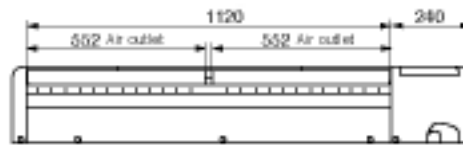


Right Side View >



INDOOR UNIT PKA-RP2.5-3FAL

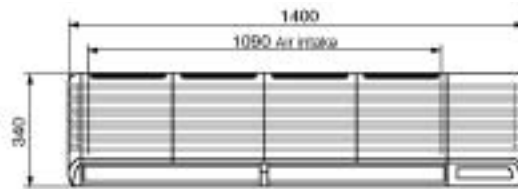
Lower Side View >



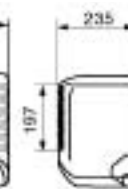
Left Side View >



Front View >

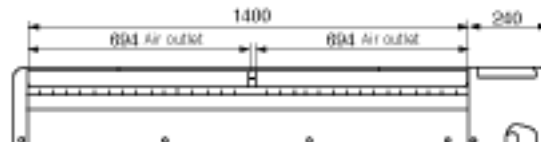


< Right Side View



INDOOR UNIT PKA-RP4FAL

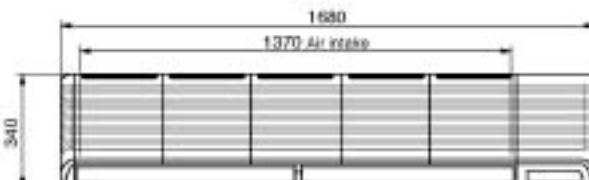
Lower Side View >



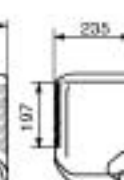
Left Side View >



Front View >



< Right Side View



This pdf has been downloaded from the website of :

“Supplying and installing the latest in air conditioning technology”

° Celsius
air conditioning

Celsius Air Conditioning Ltd, I Well Street, Heywood, Greater Manchester OL10 INT

 01706 367 500  07000 CELSIUS  01706 367 355  sales@celsiusair.co.uk  www.celsiusair.co.uk

www.celsiusair.co.uk